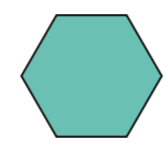
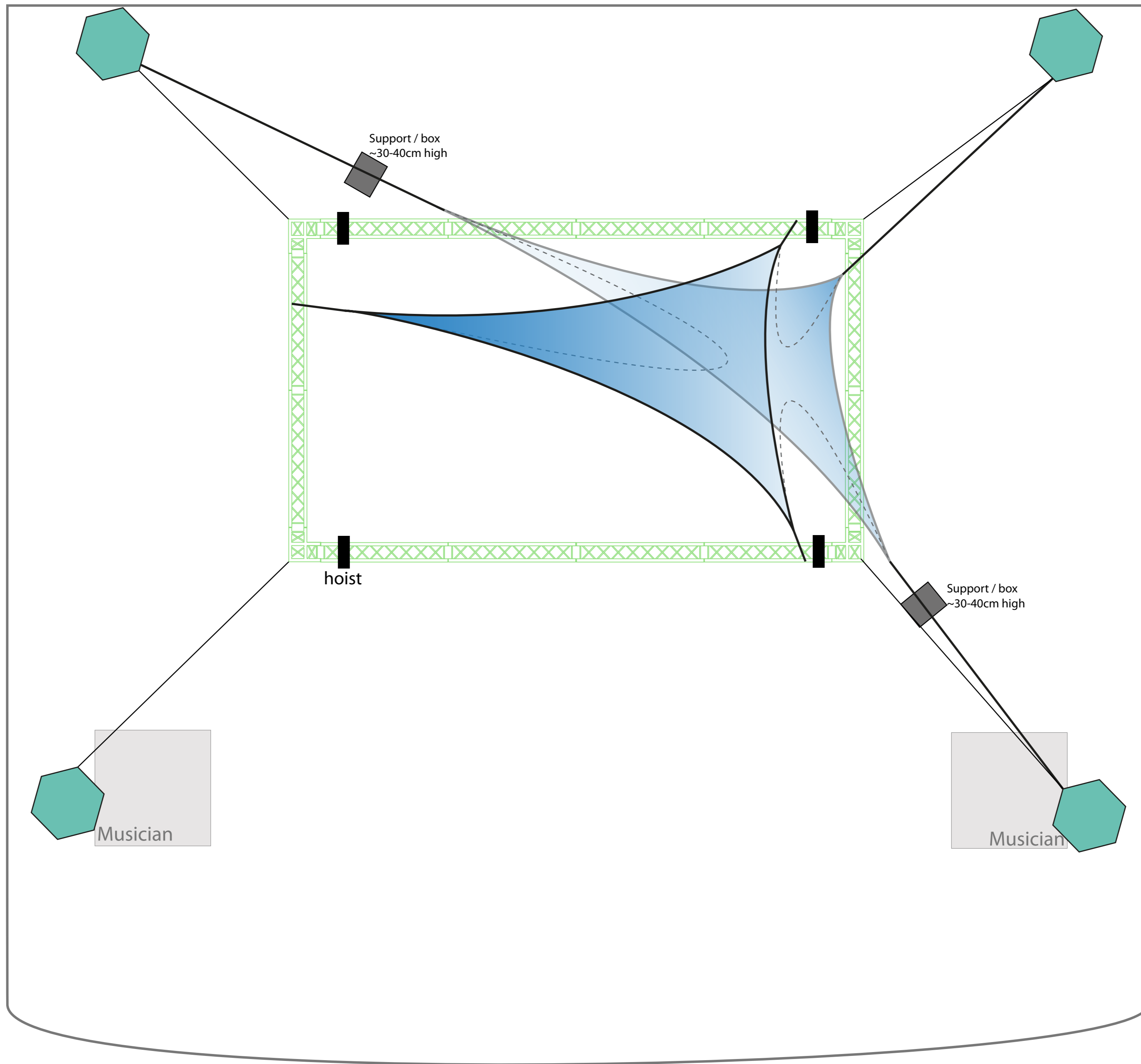


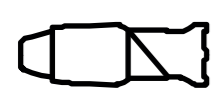
FAUNA CIRCUS - It Shouldn't Have Legs  
Generic LX plot V3 - full rig  
24/6/22

 Approximate anchor /  
ballast locations





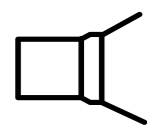
Profile 25-50



Profile 15-30

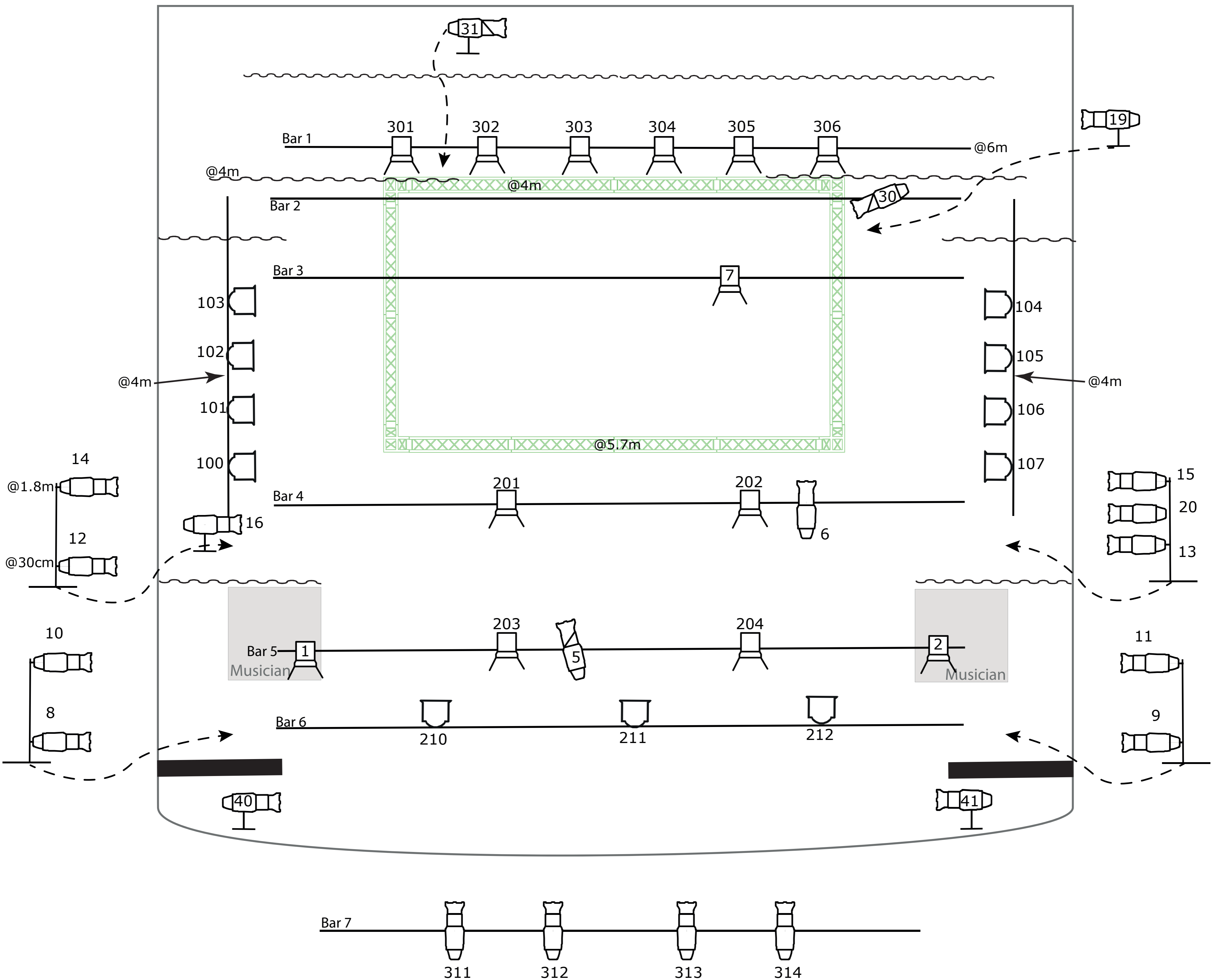


LED rgbw par/wash



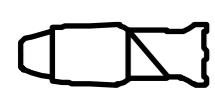
1.2kw Fresnel

FAUNA CIRCUS - It Shouldn't Have Legs  
Generic LX plot V3 - NO MOVERS  
24/6/22





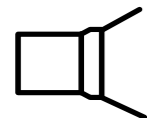
Profile 25-50



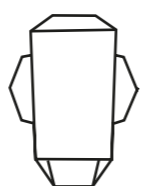
Profile 15-30



LED rgbw par/wash

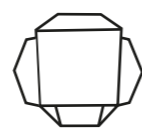


2kw Fresnel



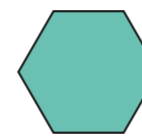
Moving Head Profile

Mac Quantum or equiv



Moving Head Wash

Mac Aura or equiv



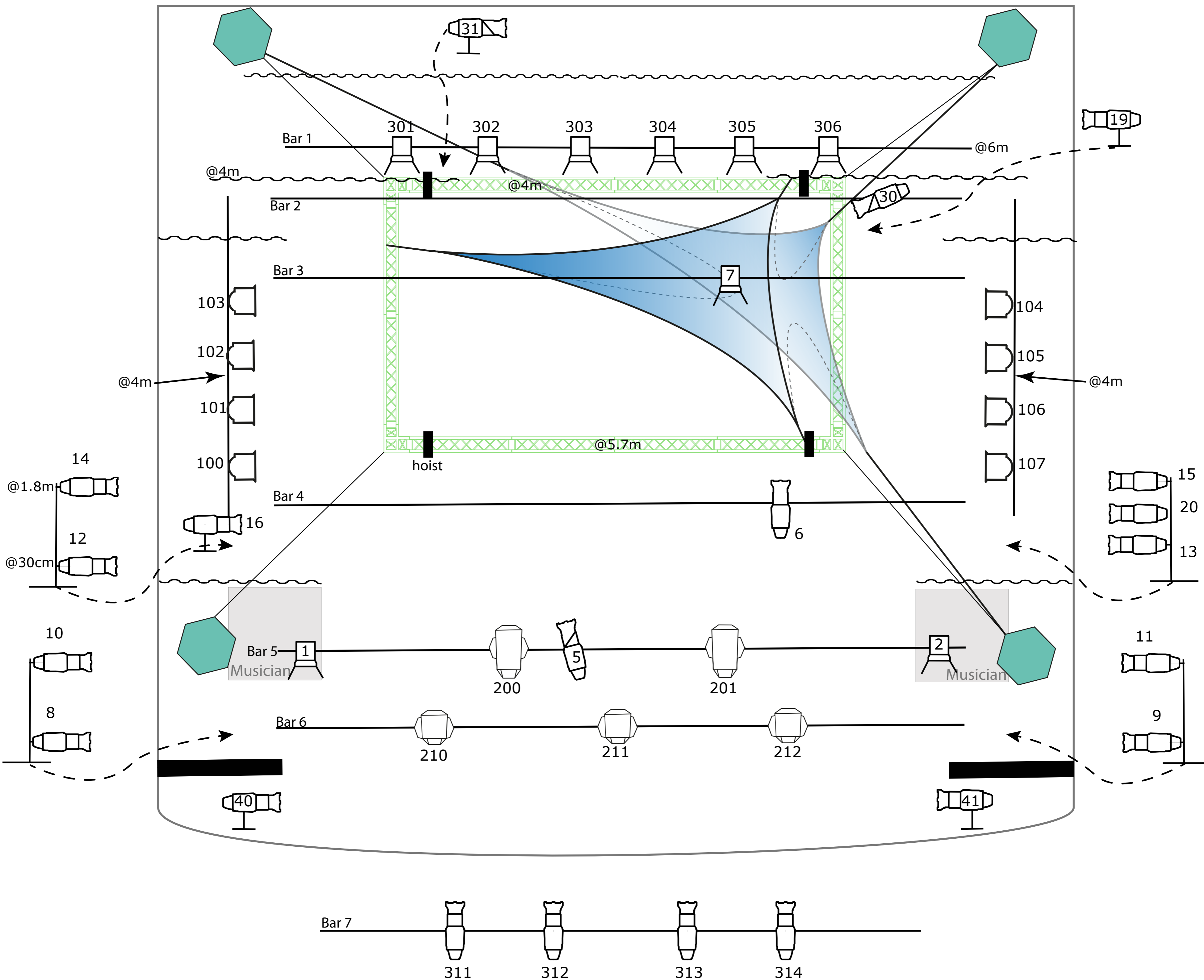
Approximate anchor / ballast locations

FAUNA CIRCUS - It Shouldn't Have Legs

Generic LX plot V3 - full rig

24/6/22

SEPARATED LAYERS



Fauna *It Shouldnt Have Legs* Full LX Plan (June 2022)

CH	FIXTURE	FOCUS	POSITION
1	Fresnel 1kw	soft tight pool on Geord SR	BAR 5
2	Fresnel 1kw	soft tight pool on Ros SL	BAR 5
5	Profile 25-50 deg	sharp box MSR round chair	BAR 5
6	Profile 25-50 deg	down spot on Imo canes. cut off net	BAR 4
7	Fresnel 1kw	Soft beam down funnel of net	BAR 3
8	Profile 25-50 deg	low cross to soft box DSR, cut off floor	30cm boom / stand
9	Profile 25-50 deg	low cross to soft box DSL, cut off floor	30cm boom / stand
10	Profile 25-50 deg	high cross light DSR, soft box to grid	1.8m boom / stand
11	Profile 25-50 deg	high cross light DSL, soft box to grid	1.8m boom / stand
12	Profile 25-50 deg	low cross MSR, soft box, cut off floor	30cm boom / stand
13	Profile 25-50 deg	low cross MSL, soft box into USR	30cm boom under net
14	Profile 25-50 deg	high cross MSR, soft box to grid	1.8m boom / stand
15	Profile 25-50 deg	high cross MSL, soft box to grid	1.8m boom / stand
16	Profile 25-50 deg	slice under net fabric from MSR	floor
19	Profile 25-50 deg	slice under net fabric from USL	floor
20	Profile 25-50 deg	circle in arc of net from MSL	stand at 1m
30	Profile 15-30 deg	beam through net from USL	BAR 2 USL
31	Profile 15-30 deg	½m wide corridor along floor from USR	floor behind curtain
40	Profile 25-50 deg	Cross/Faces at DS setting line	floor on apron SR
41	Profile 25-50 deg	Cross/Faces at DS setting line	floor on apron SR
100	LED wash	Net top SR	Pipe end SR
101	LED wash	Net mid SR	Pipe end SR
102	LED wash	Net low Mid/SL	Pipe end SR
103	LED wash	Net low SR	Pipe end SR
104	LED wash	Net mid/low SL	Pipe end SL
105	LED wash	Net mid/high SL	Pipe end SL
106	LED wash	Net High SL	Pipe end SL
107	LED wash	Net low SL	Pipe end SL
200	Moving Profile		BAR 5
201	Moving Profile		BAR 5
210	Moving Wash		BAR 6 2m SR
211	Moving Wash		BAR 6 CENTRE
212	Moving Wash		BAR 6 2m SL
301	Fresnel 1kw	back light above net truss	BAR 1 (0.75m US of truss)
302	Fresnel 1kw	back light above net truss	BAR 1 (0.75m US of truss)
303	Fresnel 1kw	back light above net truss	BAR 1 (0.75m US of truss)
304	Fresnel 1kw	back light above net truss	BAR 1 (0.75m US of truss)
305	Fresnel 1kw	back light above net truss	BAR 1 (0.75m US of truss)
306	Fresnel 1kw	back light above net truss	BAR 1 (0.75m US of truss)
311	Profile 15-30 deg	front light on faces soft box SR	BAR 7 FOH
312	Profile 15-30 deg	front light on faces soft box MSR	BAR 7 FOH
313	Profile 15-30 deg	front light on faces soft box MSL	BAR 7 FOH
314	Profile 15-30 deg	front light on faces soft box SL	BAR 7 FOH
400	hazer		USL corner
500	house lights		

9 x Fresnel 1.2kw (or LED equiv)

15 x Profile Zoom 25-50deg

6 x Profile Zoom 15-30 deg

8 x LED rgbw par – ETC QuadPar or equiv

2 x Moving Head profile zoom – Mac Quantum or equiv

3 x Moving Head Wash – Mac Aura or equiv

1 x Hazer

Fauna *It Shouldnt Have Legs* LX Plan – NO MOVERS (June 2022)

CH	FIXTURE	FOCUS	POSITION
1	Fresnel 1.2kw	soft tight pool on Geord SR	BAR 5
2	Fresnel 1.2kw	soft tight pool on Ros SL	BAR 5
5	Profile 25-50 deg	sharp box MSR round chair	BAR 5
6	Profile 25-50 deg	down spot on Imo canes. cut off net	BAR 4
7	Fresnel 1.2kw	Soft beam down funnel of net	BAR 3
8	Profile 25-50 deg	low cross to soft box DSR, cut off floor	30cm boom / stand
9	Profile 25-50 deg	low cross to soft box DSL, cut off floor	30cm boom / stand
10	Profile 25-50 deg	high cross light DSR, soft box to grid	1.8m boom / stand
11	Profile 25-50 deg	high cross light DSL, soft box to grid	1.8m boom / stand
12	Profile 25-50 deg	low cross MSR, soft box, cut off floor	30cm boom / stand
13	Profile 25-50 deg	low cross MSL, soft box into USR	30cm boom under net
14	Profile 25-50 deg	high cross MSR, soft box to grid	1.8m boom / stand
15	Profile 25-50 deg	high cross MSL, soft box to grid	1.8m boom / stand
16	Profile 25-50 deg	slice under net fabric from MSR	floor
19	Profile 25-50 deg	slice under net fabric from USL	floor
20	Profile 25-50 deg	circle in arc of net from MSL	stand at 1m
30	Profile 15-30 deg	beam through net from USL	BAR 2 USL
31	Profile 15-30 deg	½m wide corridor along floor from USR	floor behind curtain
40	Profile 25-50 deg	Cross/Faces at DS setting line	floor on apron SR
41	Profile 25-50 deg	Cross/Faces at DS setting line	floor on apron SR
100	LED wash	Net top SR	Pipe end SR
101	LED wash	Net mid SR	Pipe end SR
102	LED wash	Net low Mid/SL	Pipe end SR
103	LED wash	Net low SR	Pipe end SR
104	LED wash	Net mid/low SL	Pipe end SL
105	LED wash	Net mid/high SL	Pipe end SL
106	LED wash	Net High SL	Pipe end SL
107	LED wash	Net low SL	Pipe end SL
201	Fresnel 1.2kw	Down wide circle MSR	BAR 4
202	Fresnel 1.2kw	Down wide circle MSL	BAR 4
203	Fresnel 1.2kw	Down wide circle DSL	BAR 5
204	Fresnel 1.2kw	Down wide circle DSL	BAR 5
210	LED wash	Stage wash SR (wide diffuse)	BAR 6
211	LED wash	Stage wash MS (wide diffuse)	BAR 6
212	LED wash	Stage wash SL (wide diffuse)	BAR 6
301	Fresnel 1.2kw	back light above net truss	BAR 1 (0.75m US of truss)
302	Fresnel 1.2kw	back light above net truss	BAR 1 (0.75m US of truss)
303	Fresnel 1.2kw	back light above net truss	BAR 1 (0.75m US of truss)
304	Fresnel 1.2kw	back light above net truss	BAR 1 (0.75m US of truss)
305	Fresnel 1.2kw	back light above net truss	BAR 1 (0.75m US of truss)
306	Fresnel 1.2kw	back light above net truss	BAR 1 (0.75m US of truss)
311	Profile 15-30 deg	front light on faces soft box SR	BAR 7 FOH
312	Profile 15-30 deg	front light on faces soft box MSR	BAR 7 FOH
313	Profile 15-30 deg	front light on faces soft box MSL	BAR 7 FOH
314	Profile 15-30 deg	front light on faces soft box SL	BAR 7 FOH
400	hazer		USL corner
500	house lights		

13 x Fresnel (1.2kw or LED equiv)

15 x Profile Zoom 25-50deg

6 x Profile Zoom 15-30 deg

11 x LED rgbw par – ETC QuadPar or equiv

1 x Hazer